

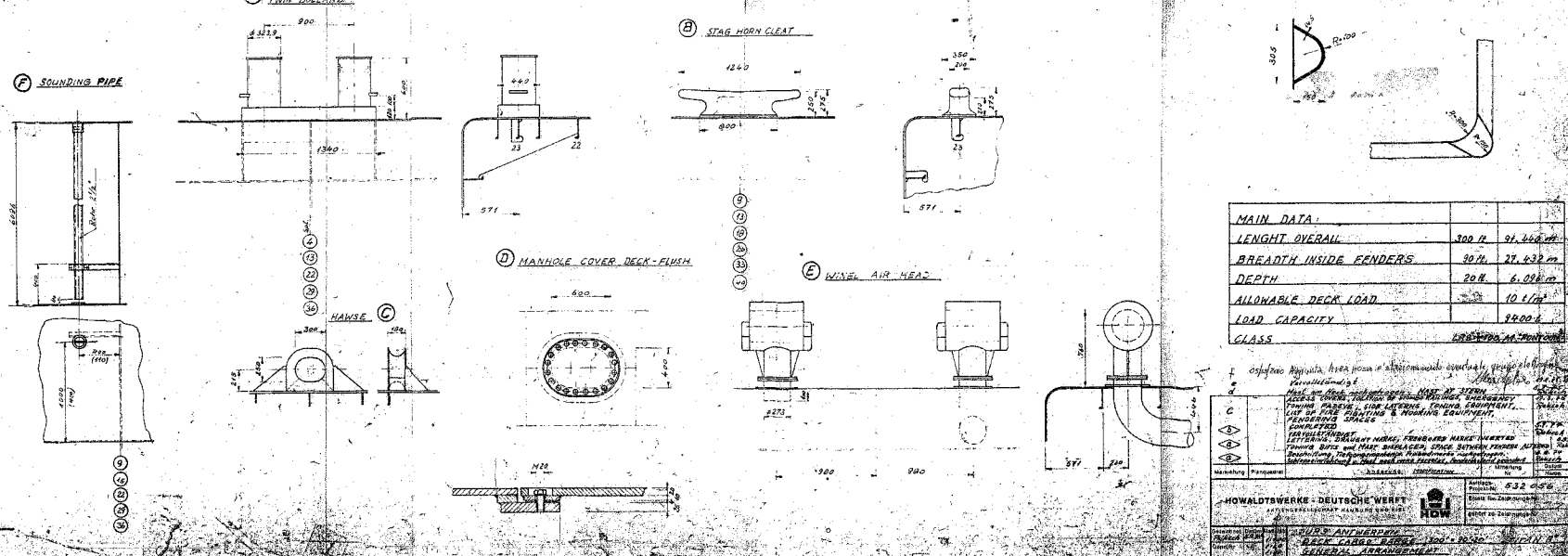
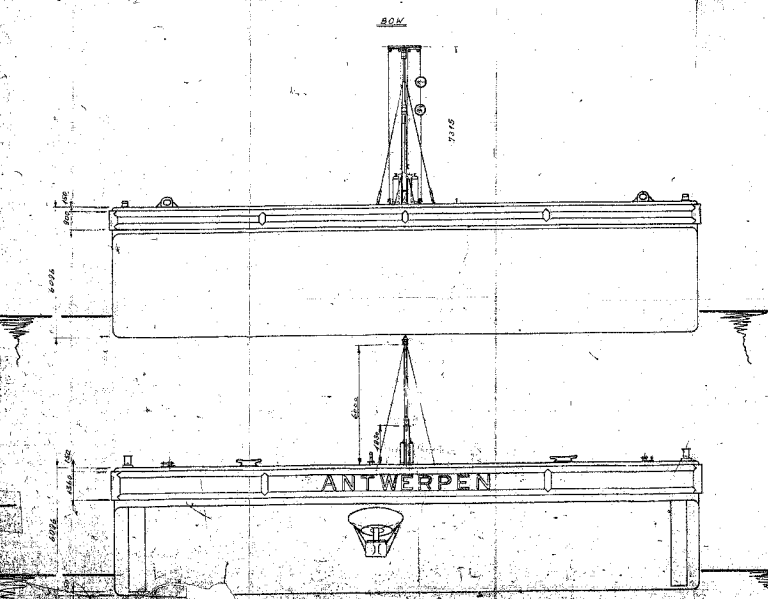
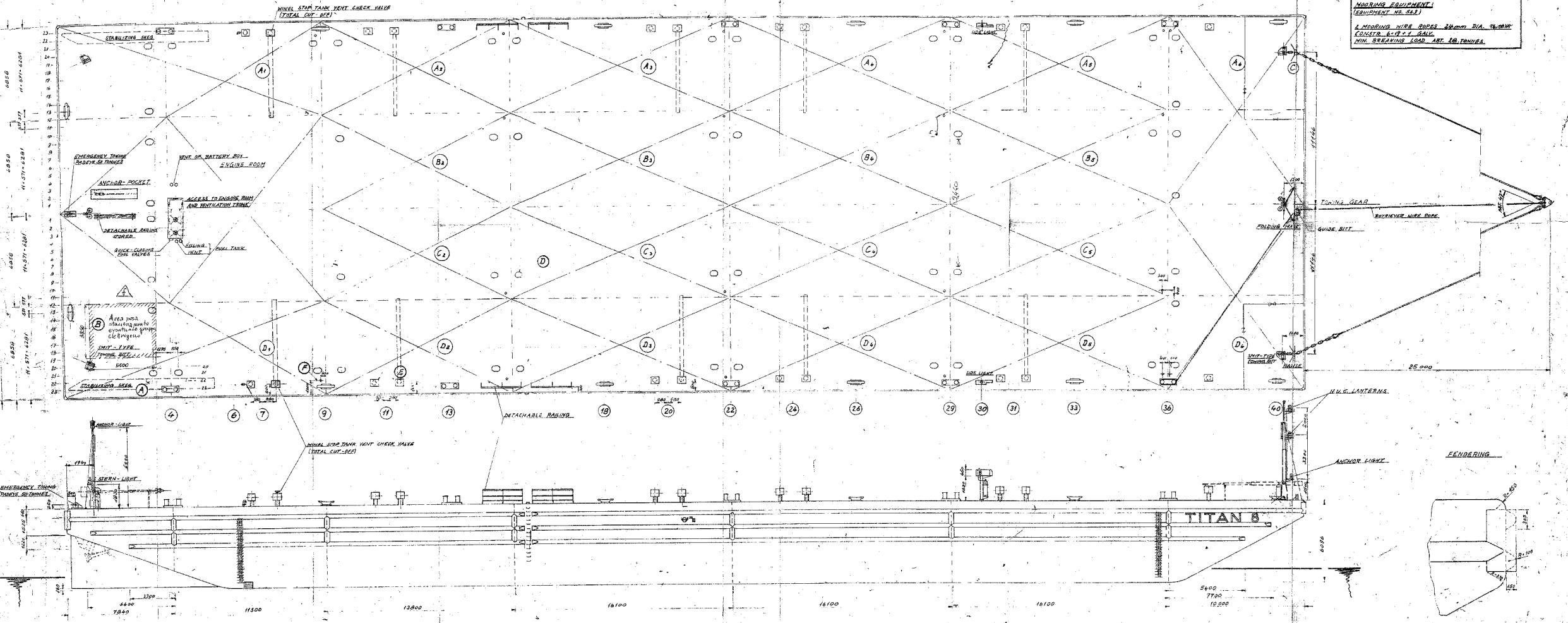
0 1 2 3 4 5 6 7 8 9 10 11 12 13 14 15 16 17 18 19 20 21 22 23 24 25 26 27 28 29 30 31 32 33 34 35 36 37 38 39 40 41

FIRE FIGHTING EQUIPMENT
(LOCATED IN THE ENGINE ROOM)

2 BODY HAND PUMPS - EXTINGUISHERS 4 kg EACH

MOORING EQUIPMENT
(EQUIPMENT NO. 542)

2 MOORING WIRE ROPES 24mm DIA. 16,000
CONST. 6.0 x 1 GALV.
MIN. BREAKING LOAD 18,120 KG.



MAIN DATA	
LENGTH OVERALL	300 ft 91,468 m
BREADTH INSIDE FENDERS	30 ft 27,432 m
DEPTH	20 ft 6,096 m
ALLOWABLE DECK LOAD	10 t/m²
LOAD CAPACITY	9800 t
CLASS	2885700-A1-2000

HOWALDWERKE - DEUTSCHE WERFT

ANTWERPEN

MANUFACTURING PERIOD: 1932-1933

CLASSIFICATION: 2885700-A1-2000